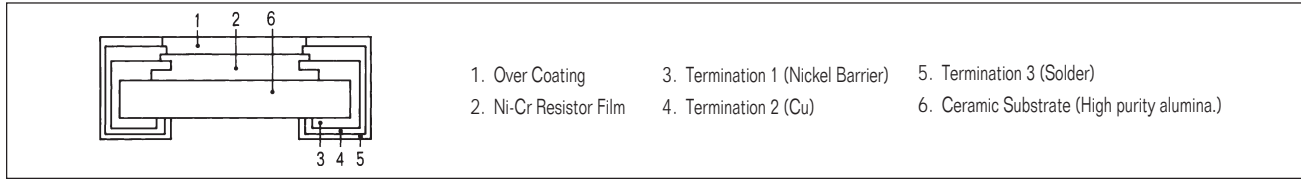




CONSTRUCTION



DIMENSIONS

(Unit: mm)

Mark	EIA	Power Rating	L	H	W	D	d
2Z	0402	0.063W	1.0 ± 0.10	0.50 ± 0.10	0.35 ± 0.10	0.20 ± 0.10	0.20 ± 0.10
2X/2C	0603	0.063W/0.1W	1.6 ± 0.10	0.80 ± 0.10	0.40 ± 0.10	0.30 ± 0.10	0.30 ± 0.10
2A/2D	0805	0.1W/0.125W	2.0 ± 0.20	1.25 ± 0.15	0.40 ± 0.15	0.40 ± 0.20	0.40 ± 0.20
2B/2E	1206	0.125W/0.25W	3.2 ± 0.20	1.6 ± 0.15	0.50 ± 0.20	0.50 ± 0.25	0.40 ± 0.25

RESISTANCE RANGE

Item	Power Rating		0.063W	0.063W/0.1W	0.1W/0.125W	0.125W/0.25W
	T.C.R.	Mark	2Z	2X/2C	2A/2D	2B/2E
T.C.R. (PPM/°C)	±5, ±10, ±15, ±25	S, N, K, E	10Ω~91Ω	10Ω~100K	2Ω~1M	1.2Ω~1M
	±50	C	100Ω~10K	10Ω~332K	1Ω~2M	1Ω~2.5M
	±100	A	10K~100K	10Ω~332K	1Ω~2M	1Ω~2.5M
Resistance Tolerance	±0.01%, ±0.05%, ±0.1%	L, W, B	10Ω~91Ω	100Ω~33.2K	10Ω~100K	1.2Ω~1M
	±0.25%/±0.5%	C/D	10Ω~100K	10Ω~332K	2Ω~2M	1Ω~2.5M
	±1%	F	10Ω~100K	10Ω~332K	2Ω~2M	1Ω~2.5M

RATING

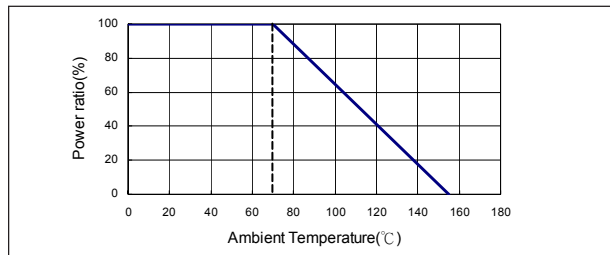
Mark	2Z	2X/2C	2A/2D	2B/2E
Power Rating (W)	0.063	0.063/0.1	0.1/0.125	0.125/0.25
Max Working Voltage	60V	80V	200V	350V
Max Over-Load Voltage	700V	150V	400V	500V
Operating Temp. Range	-55°C ~ +155°C			
Rating Temp.	70°C			

CHARACTERISTICS

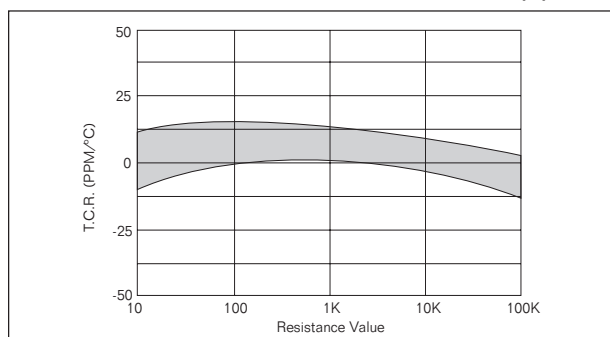
*Main Resistance Value: E-24 Series

Requirements	B, C, D TOL	F(±1%)
Short Time Over-Load	±(0.1%+0.05Ω)	±(0.5%+0.05Ω)
Insulation Resistance	>10 ¹⁰ MΩ	>10 ¹⁰ MΩ
Dielectric withstanding Volt.	±(0.1%+0.05Ω)	±(0.5%+0.05Ω)
Resistance Strength	±(0.1%+0.05Ω)	±(0.5%+0.05Ω)
Vibration	±(0.1%+0.05Ω)	±(0.1%+0.05Ω)
Effect of Soldering	±(0.1%+0.05Ω)	±(0.5%+0.05Ω)
Solderability	>95%	>95%
Temperature Cycling	±(0.1%+0.05Ω)	±(0.5%+0.05Ω)
Moisture Load-Life	±(0.25%+0.05Ω)	±(0.5%+0.05Ω)
Load-Life	±(0.25%+0.05Ω)	±(0.5%+0.05Ω)

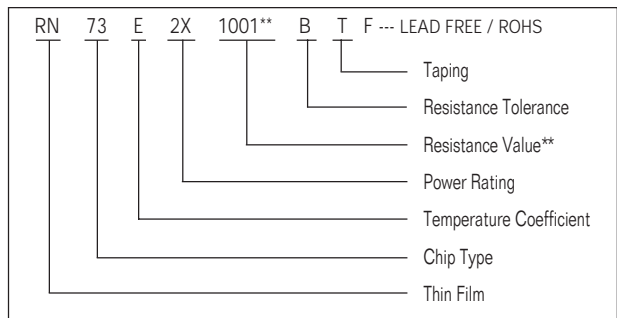
DERATING CURVE



TYPICAL PERFORMANCE (E=25 ppm/°C)



ORDERING INFORMATION



*E-24, E-96 Series Values**1001 = 4 digit code.